



***DRYTEC AMERICA***

Taking Air Treatment to New Heights

**SDH-US HIGH TEMPERATURE SERIES  
REFRIGERATED COMPRESSED AIR DRYERS**

4921 Ohio Street  
Michigan City, IN 46360  
219-878-1550

***DRYTEC AMERICA***

## SDH-US Series

# High Temperature Refrigerated Dryer


**Built for High Inlet Temperature (Max 240°F)**



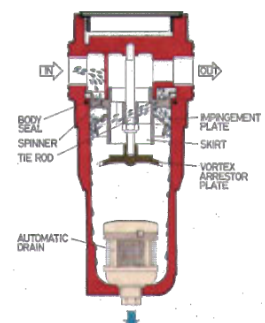
Many small and reciprocating compressors do not include an after-cooler, water separator and dryer. The results are gallons of water carried in the compressed air which can cause corrosion and contamination to down line tools. Drytec America removes the water carried in the compressed air by providing an all-in-one true high-temperature refrigerated dryer. The SDH-US High-Temp dryer receives hot compressed air up to 240°F and removes the water with an integrated aftercooler, water separator, and refrigerated dryer.

### Aftercooler & Water Separator Included

Because many small reciprocating compressors do not include an aftercooler in their design, compressed air exits the compressor at about 240° F saturated with water. Drytec America High Temperature Dryers incorporate an integrated aftercooler, water separator, and refrigerated dryer to remove water from the compressed air. The net result is a reduced discharge air temperature and manageable pressure dew point to protect down stream equipment.



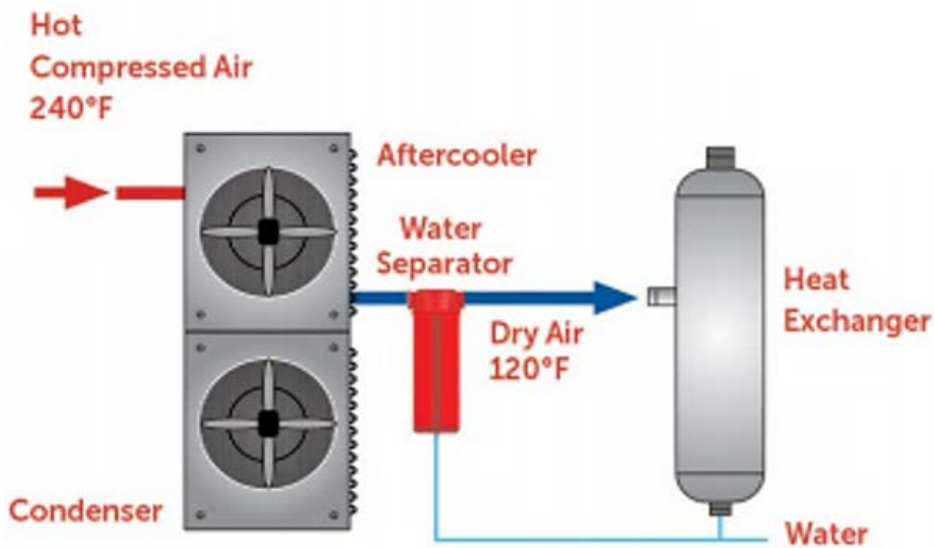
*The aftercooler and water separator can remove 2/3 of the water that is taken in at the compressor inlet.*



# SDH-US Series

## High Temperature Refrigerated Dryer

### How It Works



### Benefits

- Built for High Inlet Temperature (max. 240°F)
- 3 in 1 Design (Aftercooler, Water Separator & Air Dryer)
- Great Match for Newer Rotaries or Recips without Aftercooler Included
- 230 psi Maximum Inlet Pressure - Great for Recip/Piston Units
- Microprocessor Controlled - Standard
- R134a Environmentally Friendly Refrigerant

### Technical Specifications

Model	Capacity (scfm)	Voltage	Connection Size (NPT)	Dimensions (inch)			Max. Working Pressure (psi)	Max. Ambient Temp (°F)	Max. Inlet Temp (°F)
				Width	Length	Height			
SDH-US-15	15	115/1/60	1/2"	17.5	17.5	37.6	230	120	240
SDH-US-25	25	115/1/60	1/2"	17.5	17.5	37.6	230	120	240
SDH-US-35	35	115/1/60	1/2"	17.5	17.5	37.6	230	120	240
SDH-US-50	50	115/1/60	1/2"	17.5	17.5	37.6	230	120	240
SDH-US-75	75	115/1/60	1/2"	20	24.6	35.8	230	120	240
SDH-US-100	100	115/1/60	1/2"	20	24.6	35.8	230	120	240

## Sizing DRYTEC AMERICA High Temperature Dryers

### Correction Factor

CORRECTION FACTORS FOR SDH-US DRYERS													
Inlet Temperature (°F)	39	50	61	70	79	90	100	149	180	199	208	219	240
F1	1.4	1.4	1.4	1.4	1.35	1.3	1.27	1.06	1	0.85	0.78	0.75	0.7
Ambient Temperature (°F)	39	50	61	75	84	95	100	104	115	120	-	-	-
F2	1.1	1.1	1.1	1.1	1.07	1.03	1	0.96	0.82	0.55	-	-	-
Pressure (psi)	60	73	87	102	115	123	145	160	175	189	203	230	-
F3	0.7	0.75	0.8	0.83	0.86	0.9	0.93	0.96	1	1.1	1.12	1.15	-

### Example

If an air compressor delivers 50 scfm at 145 psi, the dryer inlet temperature is 180° F and ambient temperature is 115° F.

Please choose your Dryer Model as follows;

$50 \text{ scfm} / 0.93 / 1 / 0.82 = 65 \text{ scfm}$  Dryer Model for this application is SDH-US-75

### Suggested Filtration



Dryer Model	Suggested High Temp Pre-Filter	Suggested Post Filter
SDH-US-15	GO-US-30 MXHT	GO-US-30 MY
SDH-US-25	GO-US-30 MXHT	GO-US-30 MY
SDH-US-35	GO-US-60 MXHT	GO-US-60 MY
SDH-US-50	GO-US-60 MXHT	GO-US-60 MY
SDH-US-75	GO-US-90 MXHT	GO-US-90 MY
SDH-US-100	GO-US-120 MXHT	GO-US-120 MY

# DRYTEC AMERICA

4921 Ohio Street  
Michigan City, IN 46360  
219-878-1550