

TAE^{evo}

Industrial Chillers & Heat Pumps
(TAE^{evo} - TWE^{evo} - HAE^{evo} - TAE^{evo} Laser)



C  US LISTED

Cooling your industry,
optimizing your process.



Cooling, conditioning, purifying.

TAEevo

THE APPLICATION OF A CHILLER IN INDUSTRIAL PROCESSES OFFERS SIGNIFICANT PRODUCTIVITY IMPROVEMENTS AND COST REDUCTIONS. TAEevo, THE WORLD'S FAVORITE INDUSTRIAL CHILLER, GOES ONE STEP FURTHER, HAVING BEEN SPECIFICALLY DESIGNED FOR, AND TOGETHER WITH, INDUSTRIAL USERS. THE CUL LISTED RANGE COUPLES NUMEROUS BENEFITS WITH EXTREME FLEXIBILITY TO ALL INDIVIDUAL NEEDS, BORN FROM MTA'S EXTENSIVE INDUSTRIAL COOLING KNOWLEDGE.



Suited to all conditions

Water inlet limits of 23°F to 95°F and outlet limits of 14°F (32°F on M03-10) to 86°F ensure TAEevo is suited to all industrial applications. IP54 protection (from 031), full frontal access, easily removable panels and a separate refrigeration compartment (from 015) facilitate ease of use.

Maximum control

The large tank and evaporator ensure steady water temperatures, even during sudden load variations. This is further enhanced by passing the water through the evaporator before entering the tank, offering a ready chilled water supply. HP, LP and water manometers (from 031) give a quick overview of status.

Assured quality

All models are individually water-side tested at nominal operating conditions, and also undergo operating tests, refrigerant charge and leakage controls, and microprocessor and safety device setting verifications. Leading brand components are used throughout, ensuring long term reliability.

Fail-safe operation

TAEevo always operates in all conditions, thanks to an internal trace water by-pass, numerous safety devices, generous water temperature limits, a 115°F ambient temperature limit, antifreeze protection and an internal water level sensor. The advanced microprocessor ensures fail-safe operation at all times.



Easy frontal access



Large buffer tank



Extensively lab tested



Advanced microprocessor

THE OPTIMUM INDUSTRIAL CHILLER

Reduced costs & improved productivity – TAE_{evo} offers precise water temperature control, with numerous benefits:

- Increased productivity and reduced production cycle times.
- Reduced production costs, as well as less waste.
- Reduced maintenance times and fewer interruptions during production.

Closed circuit operation – TAE_{evo} operates in a closed circuit, offering the following advantages:

- Extremely precise water temperature control, independent of ambient conditions.
- Quick reaction to any sudden load changes, ensuring steady operating conditions.
- The same water is continuously reutilized, thereby avoiding both unwanted waste of this precious resource and the health hazards of water born bacteria.

A chiller designed for industry – Unlike typical chillers, TAE_{evo} has been designed specifically for industry. Results of over 20 years in the industrial chilling market, with hundreds of thousands of refrigerating machines installed worldwide, TAE_{evo} perfectly matches the needs of a diverse range of industries. This thanks to:

- Generous operating conditions regarding both the water inlet and outlet temperature.
- A robust construction with high ambient temperature limits, allowing operation in all conditions worldwide.
- An extensive range of accessories which allows TAE_{evo} to be personalized to all individual applications.
- A fully packaged and easy to use solution, with integrated pump and tank, perfectly suited to the needs of the industrial User.

Lowest operating costs – Thanks especially to energy efficient scroll compressors, the oversized evaporator and the unique evaporator-in-tank configuration, TAE_{evo} achieves leading energy efficiency levels. This is mated to low maintenance needs, ensuring TAE_{evo} is a highly economical long-term proposition.

cUL listing – TAE_{evo} air-cooled and TWE_{evo} water-cooled chillers are supplied as standard with cUL listing, allowing easy application in all installations (TAE_{evo} M and TAE_{evo} Laser chillers, a well as HAE_{evo} heat pumps, are not cUL listed).

TAE_{evo} IS THE PERFECT SOLUTION, WHATEVER YOUR APPLICATION

- **Plastics & rubber** (presses, injection molding, extrusion (sheet & profile), blow molding, thermoforming, PET)
- **Lasers** – with a specific Laser chiller (cutting, welding, profiling, optics, medical, engraving)
- **Food & drinks** (confectionary, bakeries, distilleries, breweries,

wineries, dairies, bottling, carbonation, meat & fish processing, vegetable & salad processing, storage)

- **Chemical & pharmaceutical** (jacketed vessels, polyurethane foam mixers, natural gas, industrial cleaning, laboratories, healthcare, solvents, paints)

- **Metal working** (processing & transformation of precious metals, aluminium working & processing)

- **Mechanical & Engineering** (machine tools, welding machines, rolling mills, presses, extruders, cutting, profiling, polishing, electric spark

machinery, hydraulic control unit oil cooling, pneumatic transport, heat treatment)

- **Paper & related applications** (printers, cardboard, labels, plastic film)

- **Other applications** (ceramics, textiles, wood, rental, air compressor cooling, other applications)



Plastics industry



Laser industry



Chemical industry



Winery

PERSONALIZE TAE_{EvO} TO YOUR INDIVIDUAL NEEDS

As industrial applications differ, so TAE_{EvO} can be adapted to each individual need thanks to numerous configurations and accessories:

Pump options – 43.5 psi pumps are supplied as standard, 72.5 psi pumps or no pump on request (from 015). Twin pumps are also offered * (from 201).

Water circuit – A non-ferrous option (stainless steel water tank, copper/brass exchanger, stainless steel pump if not already standard) is offered on models 015-351. Alternatively models 015-351 can be supplied with a prismatic stainless steel tank and an external stainless steel plate heat exchanger * (designed for open circuit operation); this configuration is also available with an evaporator flow switch which protects against loss of water flow.

Condenser section – Electronic fan speed control is offered from model 031 *. Centrifugal fans * (from 031) are ideal for ducted or indoor installation. Pre-treated, blygold-type treated and copper-copper condenser coils (all from 015) cater for harsh ambients.

Low ambient temperature operation – The -4°F ambient version * (from 031) offers electrical panel heating, electronic fan speed control and a crankcase heater. Antifreeze heating * and pump trace heating * are also available (from 015).

Special voltages – Beyond the 60Hz range (with cUL listing for TAE_{EvO} and TWE_{EvO}) 50Hz models are also offered.

Close Control version – The Laser version offers extremely precise temperature regulation ($\pm 1^\circ\text{F}$) thanks to the application of hot gas by-pass control.

HAE_{EvO} options – Transport wheels and handles (031-161) and stainless steel panels (031-351) are available.

Other accessories – Differing refrigerants (R134a, R22) can be supplied on request, as can NPT water connection adapters (standard on 60Hz/UL units). Crankcase heaters and a glycol fill kit (all from 015) are also offered.

* : Models with these options will be without cUL listing and with a differing cooling capacity.



Internal pump



Centrifugal fans



Stainless steel plate exchanger

Atmospheric pressure fill kit

This kit (from 015) is simply installed onto the back of the chiller itself, and features a generous water tank (with an easy to read water level indication) encased within a tough galvanized steel cabinet. A tap offers easy chiller water tank filling. The fill kit is standard on models M03-10.



Atmospheric pressure fill kit

Pressurized fill kit

This kit, available from model 015, is used in pressurized water circuit applications (up to 100 psig). The kit features all components required for safe and easy operation, including a pressure reducer, water inlet valve, pressure gauge, automatic relief valve, safety valve and expansion tank.



Pressurized fill kit

Remote control options

The following remote control options are offered from model 015:

- Simple remote control module (on/off, unit status) for installation at up to 500ft from unit;
- Advanced remote control module (full control), for installation at up to 500ft from unit.



Remote control

Supervisor options

The microprocessor can be linked to various external Supervisor systems:

- RS485 serial connection to an external Supervisor (MODBUS and other leading systems);
- XWEB300 Supervisor kit, operating via Internet;
- Remote GSM connection directly to a cellular phone.



XWEB300 Supervisor

EVAPORATOR-IN-TANK CONFIGURATION

The innovative evaporator-in-tank configuration (co-axial copper coil with stainless steel tank on M03-10, finned aluminium/copper coil with carbon steel tank from 015), allows operation even with impure liquids. Unit dimensions are reduced, and a steady water temperature is ensured as the evaporator also cools the tank itself. Ambient heat gain is reduced, increasing efficiency.

Choose between atmospheric pressure or (from 015) pressurised (max 6 barg) operation, with matching fill kits.

Bleed and drain valves and a water level sensor are fitted (from 015); the water by-pass and antifreeze warning ensure fail-safe operation.

The oversized evaporator design improves efficiency and reduces pressure drops. The tank is insulated and is removable.

PUMPS

A 3 bar pump, standard on all models, is mounted within the chiller itself. Various other pump options are available. Centrifugal pumps are fitted (from 015), models 015-251 feature a stainless steel water-side.

COMPRESSORS

Piston (M03 and 015-051), rotary (M05-10) or scroll (from 081) compressors are utilised. Scroll compressors offer reduced energy consumptions, low vibrations, less moving parts and high resistance to liquid refrigerant returns.



THE TAE_{evo} PRODUCT FAMILY

TAE_{evo} (M03-602)

Air-cooled models with cUL listing as standard (from 015) allowing quick and easy installation and high versatility in a multitude of applications. As per the rest of the range, the internal tank and pump offer a fully packaged solution.



Robust fan section

TWE_{evo} (015-602)


Water-cooled models, supplied as standard with cUL listing, offer elevated energy efficiency (EER) levels, and are well suited to hot ambients or for indoor installation. Noise levels are also reduced notably.



Shell & tube condenser

HAE_{evo} (031-351)

Heat pumps can produce both chilled and hot water, offering extreme application versatility. A 4-way valve allows easy cycle inversion. MTA's unique Frost Detection System offers intelligent defrosting with efficiency gains.



4-way valve

TAE_{evo} Laser (031-351)

This Laser chiller, supplied to renowned OEM accounts, features a non ferrous water circuit and close control temperature regulation via a hot gas by-pass. An 87 psi pump and tank electrical heater are standard.



Laser chiller



Cooling, conditioning, purifying.

ADVANCED MICROPROCESSOR

The microprocessor (from M05) offers icon messages and a digital water outlet temperature reading. Up to 10 alarms are offered, plus extensive programming to individual needs. An alarm history, volt free general alarm contact and protective plastic cover are standard from model 015.

CONDENSING SECTION

Air-cooled condensers (copper tubes / aluminium fins) are fitted on one side only, reducing space needs. A pre-filter is standard (from 031). Water-cooled models feature a plate (015-020), co-axial (031-161) or shell & tube (201-602) configuration. HAE_{eco}'s condenser maximizes efficiency in the heat pump mode, when it inverts to an evaporator function.

MULTIPLE COMPONENTS

Units with 2 compressors (from 201) or 4 compressors within 2 circuits (from 402) feature compressor rotation and a compressor unloading function which improves operation in harsh conditions. Models from 402 feature multi-step fan speed control.

MTA COVERS ALL YOUR NEEDS

Larger chillers

MTA offers industrial air and water-cooled chillers up to 427 tons, with multiscroll, piston, screw or centrifugal compressors. Freecooling units, ideal for industrial applications, are also available. (separate documents available)

Hydraulic circuit design

In many cases the chiller forms part of a complex hydraulic network. MTA offers expert consultancy born from extensive field experience in countless applications, allowing Users to obtain the most from their chilled water network.



Phoenix Plus chiller



Process cooling application

		M05 #	M10 #	015 #	
TAE _{eco} cUL	Cooling capacity (1)	Tons	0.50	0.99	1.53
	Cooling capacity (1)	Btu/h	6,012	11,904	18,528
	Compressor absorbed power (1)	kW	0.86	1.61	2.13
TWE _{eco} cUL	Cooling capacity (2)	Tons	/	/	1.8
	Cooling capacity (2)	Btu/h	/	/	21,700
	Compressor absorbed power (2)	kW	/	/	1.73
HAE _{eco} #	Cooling capacity (1)	Tons	/	/	/
	Cooling capacity (1)	Btu/h	/	/	/
	Compressor absorbed power (1)	kW	/	/	/
	Heating capacity (3)	Tons	/	/	/
	Heating capacity (3)	Btu/h	/	/	/
	Compressor absorbed power (3)	kW	/	/	/

General data

Refrigerant	-	R 22	R 22	
Power Supply	V/Ph/Hz	230/1/60	230/1/60	
Protection Class	-	IP 32	IP 32	
Total installed power (4)	kW	1.4	3.0	4.0
Compressors / Circuits	N°	1/1	1/1	1/1

Air-cooled models

Axial Fans	N° Fans	N°	1	1	1
	Nominal power (each)	kW	0.186	0.186	0.4
	Total air flow	cfm	1,450	1,395	2,490
	Noise level (5)	dB(A)	50.1	50.1	54.5
Centrif. Fans	N° Fans	N°	/	/	/
	Nominal power (each)	kW	/	/	/
	Available head pressure	psi	/	/	/
	Total air flow	cfm	/	/	/
	Noise level (5)	dB(A)	/	/	/

Water-cooled models

Water flow	GPM	/	/	5.53
Condenser water connections	NPT	/	/	3/4"
Noise level (5)	dB(A)	/	/	47.2

Pump section

P3	Water Flow (nom. with ΔT 10°F / MAX)	GPM	1.33/5.5	2.64/5.5	4.87/22.2
	Available head pressure (nom./min.)	psi	53.6/33.5	46.2/33.5	41.9/22.2
	Nominal Power	kW	0.33	0.33	0.73
P5	Water Flow (nom. with ΔT 10°F / MAX)	GPM	/	/	4.87/22.2
	Available head pressure (nom./min.)	psi	/	/	76.3/41.9
	Nominal Power	kW	/	/	1.5

Dimensions (6)

Width	inch	22.6	22.6	22.6
Depth	inch	25.7	25.7	49.8
Height	inch	31.7	31.7	31.9
Operating weight (with P3 pump)	Lbs	234	249	415
Tank volume	gals	6.1	6.1	15.2
Chiller water connections	NPT	1/2"	1/2"	3/4"

- (1) Evaporator water inlet/outlet temperature 55/45°F, external air temperature 95°F;
- (2) Evaporator water inlet/outlet temperature 55/45°F, condenser water inlet/outlet temperature 105/115°F;
- (3) Condenser water inlet/outlet temperature 105/115°F, external air temperature 50°F;
- (4) Unit with P3 pump and ON/OFF fan speed control (if fitted);
- (5) Sound pressure level in free field at 32.8 ft from unit condenser side and 5.6 ft from ground level;
- (6) For unit with standard power supply, axial fans, ON/OFF fan speed control.

#: Non cUL listed product.

Air-cooled models operate at external air temperatures of up to 109-117°F depending on condenser inlet water temperature. For data concerning TAE_{eco laser} contact MTA.

The capacity correction factors in the following table should be used as a guide only, differing from the above the selection software should be utilized.

Water outlet temperature ≠ 45 °F	°F	30	35	40	45	50
Correction factor	K1	0.681	0.787	0.909	1	1.095

Evaporator ΔT ≠ 10 °F (*)	°F	7,2	8	10	12
Correction factor	K2	0.988	0.994	1	1,000

External air temperature ≠ 95 °F (TAE _{eco} UL)	°F	70	75	80	85
Correction factor	K3	1.176	1.143	1.109	1.074

Ethylene glycol solutions	%	0	10	20
Correction factor	K4	1	0,99	0,98

Condenser ΔT ≠ 10 °F (**)	°C	10	15
Correction factor	K5	1	0.980

(*) Evaporator outlet water temperature being equal

(**) Condenser inlet water temperature being equal

	020	031	051	081	101	121	161	201	251	301	351	402	502	602
5	2.04	3.07	4.42	6.62	9.85	12.36	13.76	15.89	18.08	21.07	23.16	28.81	33.10	40.16
75	24,463	36,847	52,991	79,495	118,200	148,283	165,129	190,654	216,958	252,808	277,879	345,693	397,240	481,885
3	2.52	4.33	6.05	8.88	11.86	14.72	17.87	22.42	23.34	25.62	32.40	38.55	43.75	51.61
1	2.17	3.83	5.62	7.70	10.88	13.78	15.39	17.99	21.02	23.19	25.96	33.87	39.11	46.42
16	26,092	45,903	67,493	92,391	130,609	165,392	184,706	215,910	252,221	278,267	311,541	406,384	469,324	557,008
5	2.26	3.47	5.21	6.44	8.20	11.10	12.47	15.52	18.28	21.64	26.83	31.03	36.21	42.53
	/	3.08	4.42	5.89	7.67	9.62	12.03	13.98	16.67	17.72	20.27	/	/	/
	/	36,960	53,040	70,680	92,040	115,440	144,360	167,760	200,040	212,640	243,240	/	/	/
	/	4.31	6.03	7.82	8.58	10.42	14.80	18.44	20.68	23.05	23.77	/	/	/
	/	3.93	5.46	7.51	8.82	11.03	13.70	15.90	19.31	21.82	24.72	/	/	/
	/	47,160	65,520	90,120	105,840	132,360	164,400	190,800	231,720	261,840	296,640	/	/	/
	/	4.06	5.42	7.32	8.04	10.71	13.44	16.00	18.33	21.14	24.22	/	/	/

R407C
460/3/60
IP 54

	4.8	7.2	9.4	13.0	18.0	22.0	25.0	28.0	33.0	38.0	45.0	55.0	64.0	71.0
	1/1	1/1	1/1	1/1	1/1	1/1	1/1	2/1	2/1	2/1	2/1	4/2	4/2	4/2

	1	1	1	1	2	2	2	2	2	3	3	2	2	2
4	0.44	1.05	1.05	1.25	1.25	1.25	1.25	1.25	1.25	1.25	1.25	2.3	2.3	2.3
2	2,171	4,649	4,355	5,944	9,420	9,137	9,137	11,835	11,415	14,863	14,863	27,189	26,231	25,386
5	53.9	54.6	55.7	55.9	57.0	56.2	57.1	59.2	59.1	60.6	60.3	67.0	67.1	66.8

Please contact M.T.A.

3	6.79	11.63	17.30	22.9	31.4	40.1	45.2	53.0	61.2	68.9	78.9	102.1	117.4	138.5
"	3/4"	1 1/4"	1 1/4"	1 1/2"	1 1/2"	1 1/2"	1 1/2"	2"	2"	2"	2"	2 1/2"	2 1/2"	2 1/2"
2	43.4	42.5	52.3	46.1	52.6	52.6	54.9	55.1	55.6	56.3	57.5	58.7	59.7	60.0

1.1	4.87/21.1	7.34/26.4	10.56/26.4	15.8/42.3	23.5/42.3	29.5/79.3	32.9/79.3	38.0/79.3	43.2/79.3	50.4/118.9	55.4/118.9	68.9/211.3	79.1/211.3	96.0/211.3
0.7	41.9/20.7	42.5/22.7	40.7/21.3	39.4/19.0	35.8/22.6	39.3/24.2	38.8/25.1	38.8/29.8	38.1/29.8	42.2/13.3	40.7/12.3	51.9/21.8	50.7/21.8	48.6/21.8
5	0.75	0.75	0.75	0.9	0.9	1.85	1.85	1.85	1.85	2.2	2.2	4.0	4.0	4.0
1.1	4.87/21.1	7.34/21.1	10.56/21.1	15.8/57.2	23.5/57.2	29.5/57.2	32.9/57.2	38.0/132.1	43.2/132.1	50.4/132.1	55.4/132.1	68.9/211.3	79.1/211.3	96.0/211.3
2.1	76.3/42.1	74.2/45.4	69.9/46.6	73.2/40.6	70.6/45.8	67.6/45.8	65.7/47.1	70.8/27.2	69.4/27.2	67.3/27.3	65.5/26.1	77.5/44.6	76.4/44.6	74.3/44.6
	1.5	1.5	1.5	3.0	3.0	3.0	3.0	4.0	4.0	4.0	4.0	7.5	7.5	7.5

1	22.1	26.0	26.0	29.9	29.9	29.9	29.9	34.1	34.1	34.1	34.1	49.4	49.4	49.4
3	49.8	51.6	51.6	73.2	73.2	73.2	73.2	88.2	88.2	88.2	88.2	129.7	129.7	129.7
9	31.9	55.1	55.1	57.0	57.0	57.0	57.0	81.3	81.3	81.3	81.3	84.3	84.3	84.3
5	426	697	741	1,045	1,420	1,462	1,486	2,019	2,222	2,465	2,500	3,995	4,072	4,213
4	15.4	29.0	28.7	34.8	63.9	63.9	62.9	87.5	87.5	86.9	86.9	126.6	126.6	126.6
"	3/4"	1"	1"	1 1/2"	1 1/2"	1 1/2"	1 1/2"	2"	2"	2"	2"	2 1/2"	2 1/2"	2 1/2"

ature 85/95°F;

ound;

ng on model (with 55/45°F water

for accurate selection at conditions

55	60	65	68	86
1.194	1.271	1.271	1.271	1.271

7	14	16	18
1,013	1,018	1,026	

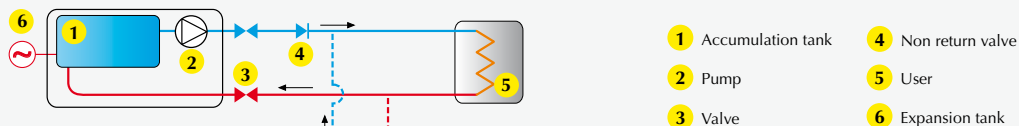
90	95	100	105
1.038	1	0.961	0.921

30	40	50
0.97	0.96	0.93

20	25
0.956	0.932

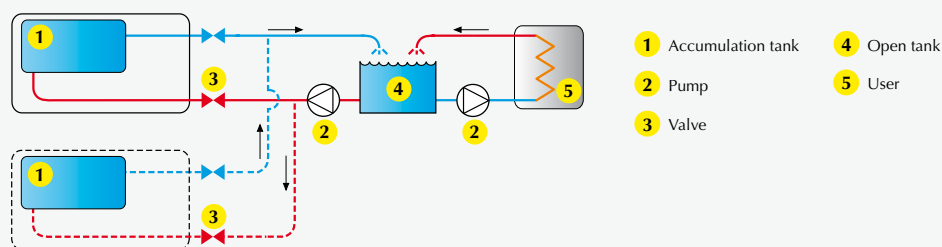
Typical closed circuit configuration

Pressurised closed circuits always require an expansion tank; this can be either manual or automatic, but if two or more chillers are installed in parallel the automatic configuration is required.



Typical open circuit configuration

In atmospheric pressure open circuits the water is in contact with the ambient air, and as such an expansion tank is not required. In these applications an external pump is normally used, consequently the chiller should be fitted without a pump.



ENERGY FOR THE FUTURE

MTA was born over 25 years ago with a clear objective: improving mankind's relationship with two distinct natural resources, air and water, and optimising their transformation into energy sources. And as each application differs, so MTA offers a personalised energy solution perfectly aligned to each individual need. At MTA energy is our business, and improving your relationship with your energy is our aim.

STRATEGIC DIVERSIFICATION

MTA covers three distinct market segments. As well as Industrial Process Cooling, MTA offers products for Air Conditioning, as well as Compressed Air & Gas Treatment solutions. MTA is renowned for the innovation it brings into each of these three sectors; in fact our strategic diversification offers our Customers unique benefits unseen in their individual fields.

FAR REACHING BUT ALWAYS CLOSE BY

MTA is present in over 80 countries worldwide. 8 MTA Sales Companies cover 4 continents. Expert knowledge and an accurate attention to application consultancy and service support guarantees that our Customers can look forward to long term peace of mind and an optimized energy solution. We always remain close to our Customers, so wherever you may be, we are close by.

The data contained herein is not binding. With a view to continuous improvement, MTA reserves the right to make changes without prior notice. Please contact our sales office for further information. Reproduction in whole or in part is forbidden.



Cooling, conditioning, purifying.



M.T.A. is ISO9001:2000 certified, a sign of its commitment to complete customer satisfaction.



M.T.A. products comply with European safety directives, as recognised by the CE symbol.



M.T.A. participates in the Eurovent certification programme. Certified products are listed on www.eurovent-certification.com.

www.mta-it.com

MTA USA, LLC

180 Wales Ave. Suite 180
Tonawanda,
New York 14150
Tel. +1 716 693 8651
Fax. +1 716 693 8654
www.mta-usa.com

M.T.A. S.p.A.

Viale Spagna, 8 ZI
35020 Tribano (PD) - Italy
Tel. +39 049 9588611
Fax +39 049 9588612
info@mta-it.com

MTA worldwide

MTA is represented in over 80 countries worldwide. For information concerning your nearest MTA representative please contact M.T.A. S.p.A.

International Sales Companies:

MTA Australasia
Tel. +61 3 9702 4348
www.mta-au.com

MTA China
Tel. +86 21 5417 1080
www.mta-it.com.cn

MTA France
Tel. +33 04 7249 8989
www.mtafrance.fr

MTA Germany
Tel. +49 2163 5796-0
www.mta.de

MTA Romania
Tel. +40 368 457 004
www.mta-it.ro

MTA Spain
Tel. +34 938 281 790
www.novair-mta.com

MTA UK
Tel. +44 01702 217878
www.mta-uk.co.uk

MTA USA
Tel. +1 716 693 8651
www.mta-it.com